

Do you need a plumber or septic service?


Step 1

Check if more than one drain is backing up.



← ONE CLOG
Stop! Call a plumber.

MANY CLOGS →
Potential septic issue.



Step 2

Locate the septic system on your property.



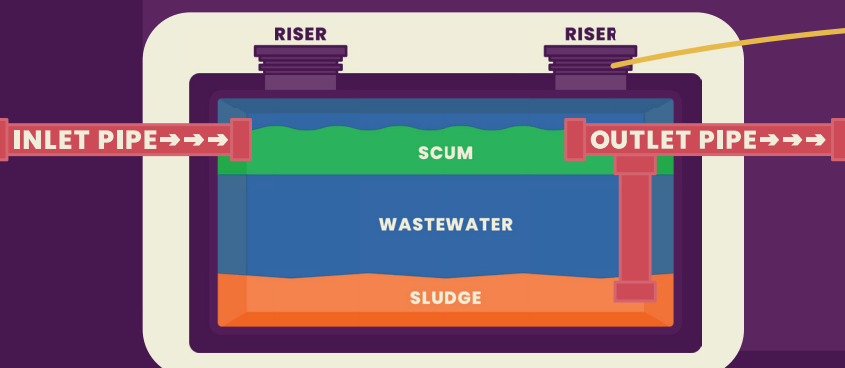
SEPTIC TANK

WELL

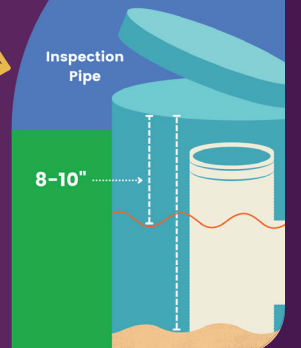
The well and the septic tank will usually be located on opposite sides of the property.

Step 3

Open the inspection pipe and check the wastewater levels.



Wastewater should be at 8-10".
If your wastewater level is less than 8 inches from the top of the inspection pipe, call ACE!



Step 4

Check the inlet pipe for blockage.



If you see toilet paper or other solid waste build up, carefully unclog it with a small hand tool.



A clogged inlet pipe could be indicative of septic trouble, so call ACE Septic & Waste after you've cleared the blockage.

Step 5

If you've cleared steps 1-4, call a plumber.

- Check for clogs
- Locate septic tank
- Check wastewater levels
- Clear any blockage
- Still have clogging issues?
Call a plumber and explain the multi-point check you just did.



ACE
SEPTIC & WASTE

Septic services,
simplified.

Call Us: 813-971-8770

E office@acesepticandwaste.com

W www.acesepticandwaste.com

IG [@aceseptic](https://www.instagram.com/aceseptic)

FB [@acesepticandwaste](https://www.facebook.com/acesepticandwaste)

Inspect • Maintain • Repair • Install