

# Do you need a plumber or septic service?

## Step 1

Check if more than one drain is backing up.



← ONE CLOG  
Stop! Call a plumber.

MANY CLOGS →  
Potential septic issue.



## Step 2

Locate the septic system on your property.



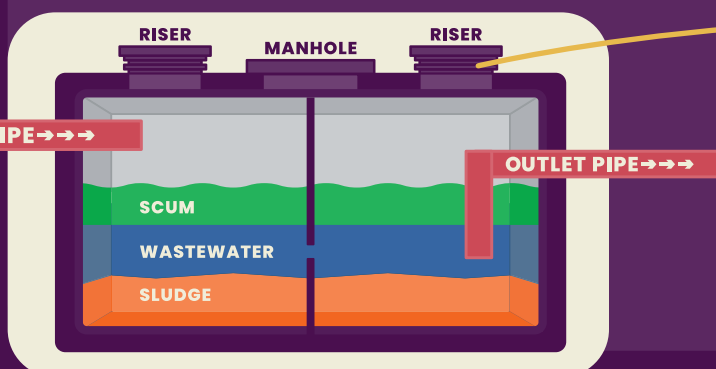
SEPTIC TANK

WELL

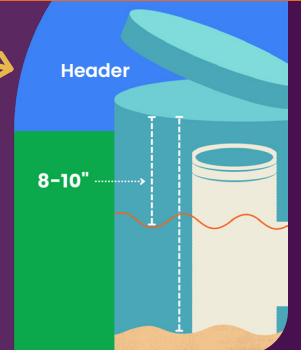
The well and the septic tank will usually be located on opposite sides of the property.

## Step 3

Open the header and check the wastewater levels.

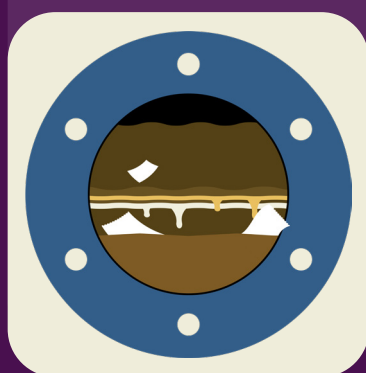


There should be an air gap of 8" - 10" between the top of the tank and the wastewater. If your wastewater level is less than 8 inches from the top of the inspection pipe, call ACE!



## Step 4

Check the inlet pipe for blockage.



If you see toilet paper or other solid waste build up, carefully unclog it with a small hand tool.

A clogged inlet pipe could be indicative of septic trouble, so call ACE Septic & Waste after you've cleared the blockage.



Septic services, simplified.

Call Us: 813-971-8770

## Step 5

If you've cleared steps 1-4, call a plumber.

- Check for clogs
- Locate septic tank
- Check wastewater levels
- Clear any blockage
- Still have clogging issues?  
Call a plumber and explain the multi-point check you just did.



E [office@acesepticandwaste.com](mailto:office@acesepticandwaste.com)

W [www.acesepticandwaste.com](http://www.acesepticandwaste.com)

IG @aceseptic

FB @acesepticandwaste

Inspect • Maintain • Repair • Install